


PBpro ETH

Remote PROFIBUS Interfaces for Use as Master or Slave

- Proven solution for device parameterization, controller programming and data acquisition via Ethernet
- Individual protocol settings for each channel
- Easy configuration and integration



Wide range of applications

- De-facto standard for device parameterization via FDT/DTM
- PROFIBUS connection for PC-based measuring and monitoring systems
- External PROFIBUS interface for PC-based field devices and embedded computer systems

Remote access to one, two, three or four PROFIBUS segments via Ethernet




- Access to process data and parameters in connected devices as PROFIBUS DP Master or Master Class 2 (also simultaneously with existing control systems)
- Data exchange with controllers as PROFIBUS DP Slave
- Integration into PROFIBUS FMS systems, or into proprietary applications via PROFIBUS FDL
- Each channel acting as an individual PROFIBUS PC interface

Practical administration and efficient integration

- Assignment of IP address and configuration with accompanying “Search and Configure” tool and integrated web interface
- Commented sample programs for easy use of the PROFIBUS application programming interface (API)
- Free-of-charge communication DTM for PBpro ETH supporting parameterization of PROFIBUS devices by FDT tools

PBpro ETH

Technical Data

	PBpro ETH Single Channel	PBpro ETH Dual Channel	PBpro ETH Triple Channel	PBpro ETH Quad Channel
Number of Channels	1	2	3	4
PROFIBUS Protocol				
DP-V0 Master	●	All Channels	All Channels	All Channels
DP-V1 Master: Acyclic C2 Services	●	All Channels	All Channels	All Channels
FMS	●	All Channels	All Channels	All Channels
FDL	●	All Channels	All Channels	All Channels
DP-V0 Slave	●	Channel 2	Channels 2, 3	Channels 2, 3, 4
Connector	9-pin D-Sub female, EIA-485 (RS-485), galvanically isolated			
Transfer Rates	9.6; 19.2; 45.45; 93.75; 187.5; 500; 1500; 3000; 6000; 12000 Kbit/s			
Host Interface				
Ethernet	100BASE-TX/10BASE-T, 100 Mbit/s and 10 Mbit/s with automatic detection, RJ45 connector			
Web Server	For device status and configuration			
Remote API	Windows DLL for host computer			
TCP/IP Socket Library	Easily portable source code and programming samples for non-Windows computers			
Miscellaneous				
Mounting	35 mm DIN Rail			
Dimensions (W x H x D in mm)	47 x 131 x 111	110 x 131 x 111	110 x 131 x 111	110 x 131 x 111
Power Supply	24 VDC (±20 %), typically 0.2 A	24 VDC (±20 %), typically 0.3 A	24 VDC (±20 %), typically 0.4 A	24 VDC (±20 %), typically 0.5 A
Temperature Range	0 °C ... +55 °C (Operation); -20 °C ... +70 °C (Storage); fanless convection cooling			
Relative Humidity	< 90 %, non-condensing			
Protection Class	IP20			
Available Drivers	Windows 2000, Windows XP, Windows Vista, Windows 7, Windows 8, Windows Server 2003 R2, Windows Server 2008			
Conformity	  			

Scope of Delivery

Hardware	PROFIBUS Remote Interface
Software	Download from the Softing website : Windows Drivers, Sample Programs, PROFIdtm
Documentation	User Guide

Order Numbers

	PBpro ETH Single Channel	PBpro ETH Dual Channel	PBpro ETH Triple Channel	PBpro ETH Quad Channel
	DEL-NN-012311	DEL-NN-012312	DEL-NN-012313	DEL-NN-012314

Your local Softing contact:

<http://industrial.softing.com>

optimize!
softing